








CUTES CORPORATION



High Power LED Street Light

ILLUSTRATION	MODEL#	Emitting color	LED Brand	product size	housing material	beam angle	luminous flux(lm)	Input voltage	Fitment base	Qty/ctn	G.W/ctn	Ctn dimension (mm)
	CTL-30 (30W)	Warm white: 2700-3500K Pure white: 3500-4500K Cool white: 4500-7000K	(SSC) LED with Cree chip	277 mm L x 110 mm W x 80 mm T	Aluminum & die-casting aluminum	120 or 140 (rectangular beam)	2,850 lm	85-264 V AC 12VDC 24VDC	E40	10pc	12kg	600x350x300
	CTL-60 (60W)	Warm white: 2700-3500K Pure white: 3500-4500K Cool white: 4500-7000K	(SSC) LED with Cree chip	495 mm L x 315 mm W x 80 mm T	Aluminum & die-casting aluminum	120 or 140 (rectangular beam)	5,700lm	85-264 V AC 12VDC 24VDC	Fixed with Bolt	1 pc	8kg	565x400x170
	CTL-120 (120W)	Warm white: 2700-3500K Pure white: 3500-4500K Cool white: 4500-7000K	(SSC) LED with Cree chip	620 mm L x 315 mm W x 80 mm T	Aluminum & die-casting aluminum	120 or 140 (rectangular beam)	11,500lm	85-264 V AC 12VDC 24VDC	Fixed with Bolt	1 pc	11kg	690x400x170
	CTL-180 (180W)	Warm white: 2700-3500K Pure white: 3500-4500K Cool white: 4500-7000K	(SSC) LED with Cree chip	765 mm L x 315 mm W x 80 mm T	Aluminum & die-casting aluminum	120 or 140 (rectangular beam)	17,000 lm	85-264 V AC	Fixed with Bolt	1 pc	14kg	835x400x170
	CTL-240 (240W)	Warm white: 2700-3500K Pure white: 3500-4500K Cool white: 4500-7000K	(SSC) LED with Cree chip	910 mm L x 315 mm W x 80 mm T	Aluminum & die-casting aluminum	120 or 140 (rectangular beam)	23,000 lm	85-264 V AC	Fixed with Bolt	1 pc	17kg	980x400x170