

Activate Now, Flip The Future

High Performance Flux Vector Inverter



CTS-320



CT-3000

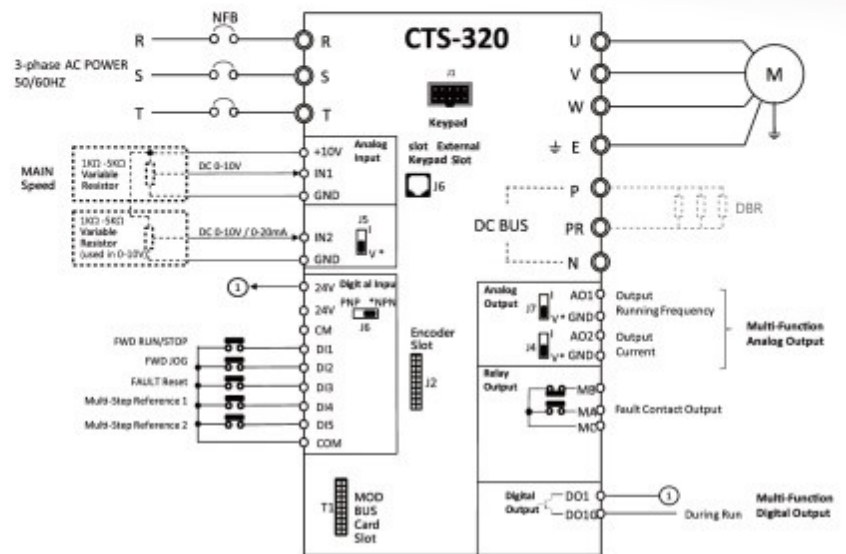
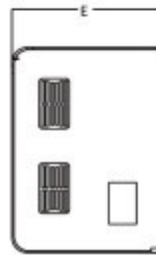
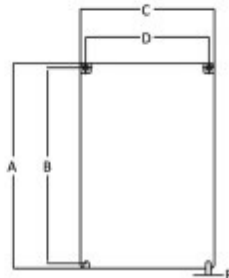
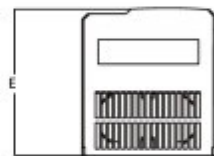
Build-in simple PLC for 16 steps speed control

CTS-320

Miniaturization Multi-Functional Flux Vector Inverter



- 1 · Feedback Vector Control(FVC) · Sensor-less Vector Control(SVC) and V/F Control selectable.
- 2 · Start Torque : 0.5Hz/150% (SVC) 0Hz/180% (FVC).
- 3 · Up to 16 speeds via the simple PLC function or combination of DI terminal states
- 4 · Can use V/F separation control mode
- 5 · Support RS-485 communication (Option)
- 6 · Build-in Dynamic Braking Unit (DBU)
- 7 · PID & Automatic Voltage Regulator (AVR) Function build-in
- 8 · 10 auxiliary frequency sources, flexible support for frequency trimming and synthesis
- 9 · Modular design for fan unit, easy-clean and service life extended.



(Unit:mm)	A	B	C	D	E	F
C1	185	180	118	112	156	4
C2	246.5	235	160	148.5	177	5
C3	320	305	220	205	196.5	4

Model	3øPower Source	Using Rang (KW)
CTS-320	200V Series	1~15HP
	400V Series	1~20HP

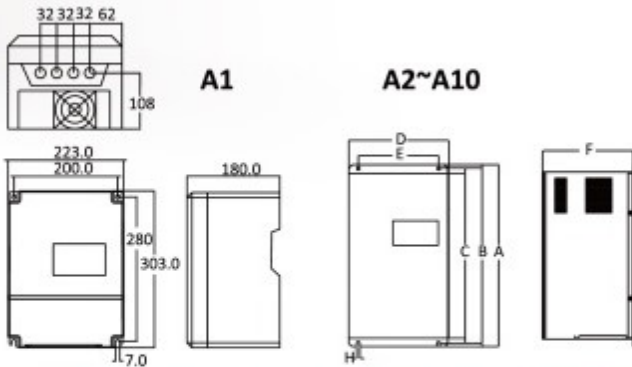
200V Series							
Motor Power (KW)	A75	1A5	2A2	3.7	5.5	7.5	11
Output Current (A)	4.2	7.4	11	18	23	33	48
Input Voltage (V)	3ø200~230V ± 10% 50/60HZ ± 5%						
Cooling System	Forced air cooling						
Frame Size	C1	C1	C2	C2	C2	C3	C3
If any change in size, will inform separately							

400V Series								
Motor Power (KW)	A75	1A5	2A2	3.7	5.5	7.5	11	15
Output Current (A)	2.2	4.0	6.2	9	13	17	24	31
Input Voltage (V)	3ø380~460V ± 10% 50/60HZ ± 5%							
Cooling System	Forced air cooling							
Frame Size	C1	C1	C1	C2	C2	C3	C3	C3
If any change in size, will inform separately								

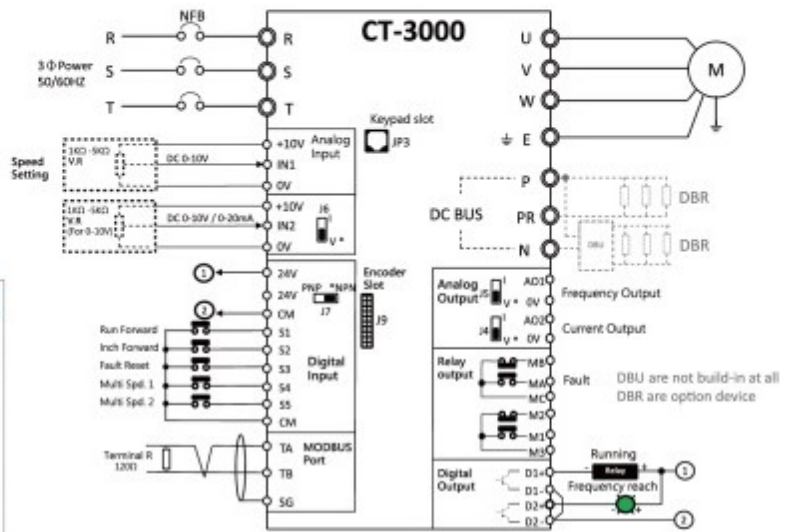
CT-3000

Multi-Functional Flux Vector Inverter

- 1 · Feedback Vector Control(FVC) · Sensor-less Vector Control(SVC) and V/F Control selectable.
- 2 · Startup torque 0.5Hz/150% (SVC); 0Hz/180% (FVC)
- 3 · Up to 16 speeds via the simple PLC function or combination of DI terminal states
- 4 · Can use V/F separation control mode
- 5 · RS-485 communication built-in
- 6 · PID Control & Automatic Voltage Adjustment (AVR) Function built-in
- 7 · 10 auxiliary frequency sources, flexible support for frequency trimming and synthesis



(Unit : mm)	A	B	C	D	E	F	G	H
A2	430	414	401	244	190	225	7	ø7
A3	472	456	441	260	208	258	7	ø7
A4	492	477	466	283	200	289	7	ø7
A5	560	546.5	523	330	246	315	7	ø7
A6	699	679	688	408	270	323	10	ø10
A7	928	908	872	530	350	323	10	ø10
A8	1162	1142	1106	530	350	335	10	ø10
A10	1533	1504	1465	721	440	415	12	ø12



200V Series														
Motor Power (KW)	3.7*	5.5*	7.5*	11	15	18	22	30	37	45	55	75	93	112
Output Current (A)	18	23	33	48	61	75	86	125	150	170	210	278	330	390
Input Voltage (V)	3ø200~230V ± 10% 50/60HZ ± 5%													
Cooling System	Forced air cooling													
Frame	A1	A1	A1	A2	A3	A4	A4	A5	A5	A6	A6	A7	A7	A7
Weight (Kg)	8	9	10	14	20	22	22	45	45	65	65	70	70	70

* Build-in Dynamic Braking Unit (DBU)

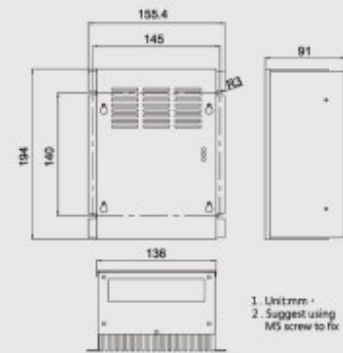
400V Series																								
Motor Power (KW)	3.7*	5.5*	7.5*	11*	15*	18	22	30	37	45	55	75	93	110	132	160	187	225	262	315	400	450	560	635
Output Current (A)	9	13	17.3	24	31	39	52	65	78	93	110	156	180	225	260	305	370	460	530	610	700	800	900	1120
Input Voltage (V)	3ø380~460V ± 10% 50/60HZ ± 5%																							
Cooling System	Forced air cooling																							
Frame	A1	A1	A1	A1	A2	A3	A4	A4	A5	A5	A6	A6	A6	A7	A7	A7	A8	A8	A8	A10	A10	A10	A11	A11
Weight (Kg)	9	9	9	9	14	14	23	23	40	46	50	55	60	70	93	95	123	123	123	200	200	200	330	330

* Build-in Dynamic Braking Unit (DBU)

Other specifications Please contact us if you have any requirements



Dynamic Braking Unit



Applicable Motor Output Capacity(KW)	11	22	22	45
Voltage Class	220V	220V	380V~460V	380V~460V
Model Number	DBU302-011	DBU302-022	DBU304-011	DBU304-022
Rated Output Current(Amps)	30	60	30	60
Power Supply(VDC)	DC310 ± 10%		DC540 ± 10%	DC620 ± 10%
Min. Equivalent Resistor for each Braking Unit	13Ω	6.5Ω	26Ω	13Ω
Continuous Braking time	10 seconds			
Protection	Overheat Alarm Output			
Insallation Location	Indoor-Above 1000m,Free from corrosive gases,liquids and duct			
Operation Temperature	-10°C ~ 50°C			
Storage Temperature	-20°C ~ 60°C			
Vibration	Above0.6G			
Humidity	90%RH or less and free of condensation			
Overheat Protection	Heatsink			
Weight	1.6KG			

九德松益股份有限公司 CUTES CORPORATION

NO.2-22, Nan Yuan Road, Chung Li City (320), Taoyuan, Taiwan, R.O.C.
 TEL : +886-3-4612333 · 886-3-4526161(Hunting)
 FAX : +886-3-4526227 · 886-3-4511347
 E-mail:sales@cutes.com.tw

總公司 - 桃園市中壢工業區南園路2-22號
 電話 : +886-3-461-2333 (海外部) +886-3-452-6161 (總機)
 傳真 : +886-3-452-6227 (海外部) +886-3-451-1347 (代表號)
 E-mail:sales@cutes.com.tw

高雄站 - 地址 : 811高雄市楠梓區德民路22-8號8樓
 電話 : +886-7-366-3799
 E-mail : cutes_ks@cutes.com.tw

浙江廠 - 地址 : 浙江省平湖市新埭鎮創業路588號
 電話 : +86-573-8560-9911
 傳真 : +86-573-8560-1093



 **cutes**